

THE ECOBIN RECYCLING SYSTEM

Thousands of Australian organisations are now doing it this way.

Landfill waste



Most non recyclable items are small and will fit in one of these mini bins.




Empty it yourself in a communal waste station.



only
15%
of waste
is non
recyclable

Organic



Put food and plant material in the green bins if you have them, otherwise use red.



Empty it yourself in a communal waste station.



Paper & Cardboard



Put clean copy and printer paper in your blue deskside bin.




Empty it yourself in a communal waste station.



Mixed Recycling



Put recyclable items in communal yellow bins.



is
Recyclable.

85%

of
Office
Waste



OUTCOMES



We rescue waste from landfills & increase recycling.

We become a greener organisation.

We benefit from standing up and moving around a bit more at work. We become a bit fitter, healthier, happier and more alert.

We think twice about what we consume and become more recycling conscious.

We save money on waste disposal.





No, we're not kidding, and here's why...

85% of all waste is recyclable. That leaves just **15%** that can't be recycled.

This 1Litre mini bin is for that 15% of non-recyclable stuff. Anything that won't fit in it can probably be recycled.

We know it takes a bit of getting used to. But thousands of Australian organisations have already adopted the Eco Bin system with excellent results:

- By using mini bins they've slashed their landfill waste volumes.
- Everyone becomes more recycling conscious. Using a mini bin seems to make you think a bit more about what you consume and how to dispose of it.
- Getting to dispose of recyclable waste in shared waste stations makes everyone that little bit more active and improves energy in the workplace.
- Organisations that pay directly for landfill have reduced their waste disposal costs.


So how do I use it?

The desktop mini bin is for the small amount of office waste that can't be recycled:

- Used staples and paper clips
- Batteries
- Soft plastic wrappers and carrier bags
- Adhesive tape

Because it won't fill up as often as a traditional all-purpose bin, you empty it yourself into a red landfill bin at your nearest shared waste station.

Cleaning: simply wipe with a damp cloth. It's easy to unfold and reassemble for a more thorough cleaning.



What do I do with everything else?

Dispose of all recyclable items - bottles, cans etc. in your nearest shared recycling bin. If you have one, dispose of waste paper in your desk side paper bin.

For questions or suggestions please contact us through our website www.ecobin.com.au

ecobin
changing your waste habits



info@ecobin.com.au



[ecobins](https://twitter.com/ecobins)



[EcoBins](https://www.facebook.com/EcoBins)



[ecobins-australia](https://www.linkedin.com/company/ecobins-australia)